



HEMPEL PAINT

Since 1915, under the motto "QUALITY AND SERVICE THROUGHOUT THE WORLD", HEMPEL'S MARINE PAINTS have dedicated their efforts to serving the merchant fleets of the world with durable marine coatings, from keel to masthead.

PRIMER

HEMPALIN PRIMER 1205 is a quick-drying zinc phosphate primer based on long oil alkyd and urethane alkyd. Contains no lead or chromate pigments.

General purpose primer on exterior and interior steel in mild to moderately corrosive marine and industrial atmosphere. Not suited for permanent immersion or in association with impressed current cathodic protection.

CTG 546 Red 1205 1 Gal.

CTG 551 Red 1205 5 Gal.

HEMPALIN TAR 1628 is based on a blend of high quality coal tar pitch and vinyl resin. Physically drying. Resistant to salt water. Limited resistance to aromatics including some types of gasoline, etc. Applicable at low temperature it offers a suitable alternative to coal-tar epoxy where temperature restrictions preclude the use of the latter.

General purpose for protection of permanently submerged steel and of steel surfaces not exposed to sunlight, e.g. ships' bottoms, offshore structures, ballast tanks, inside hatch covers, etc.

CTG 536 TAR BRONZE 1628 5 GAL.

CTG 541 TAR BLACK 1628 5 GAL.

THINNER

HEMPEL'S PAINTS are delivered ready for application by brush or airless spray. If the paint is too thick, e.g. in cold weather or for special purpose, the THINNER(S) indicated under this heading may be added to give the desired viscosity. The amount of thinner to be added depends on prevailing temperature, wind, spray method. Too much thinning will lead to a poor result. For most of the two-component, solventborne products the indicated THINNER can be used for rinsing the CURING ANENT can.

Adding a small percentage of THINNER will give no measurable difference in film thicknesses. There are cases, however, when a higher degree of thinning is necessary if justified. It should then be kept in mind that adding THINNER increases the quantity of liquid paint without contributing to the solids content. Consequently, a proportionally higher wet film must be applied when adding any significant amount of THINNER in order to obtain the desired dry film thickness.

CHM 519 823 1 Gal.

CHM 521 808 1Gal.

CHM 530 846 5 Gal.

HEMPEL PAINTS

HEMPALIN ENAMEL 5214 is an alkyd enamel with good gloss and color retention and weather resistance. It is flexible and resistant to salt water, mineral oils and other aliphatic hydrocarbons.

Recommended use as a general purpose finishing coat on exterior and interior steel and woodwork in mild to moderately corrosive industrial and marine environment.

CTG 301	Hempalin Black	1 Gal.	CTG 306	Hempalin White	1 Gal.
CTG 303	Hempalin Yellow	1 Gal.	CTG 311	Hempalin White	5 Gal.
CTG 304	Hempalin Lt. Green	1 Gal.	CTG 326	Hempalin Safety Red	1 Gal.
CTG 305	Hempalin Lt. Green	5 Gal.	CTG 331	Hempalin Safety Red	5 Gal.

HEMPEL'S PYRALIN 5658 is a heat-resistant aluminium paint based on hydrocarbon resin. Its special effect is only obtained above approx. 400 C/750 F, and the paint is not suited for temperatures below 400 C/750 F, unless the coated surface has been previously heated to higher temperatures.

Recommended use for coating of pipes and other interior steel surfaces in the temperature range 400-500 F. Not indicated for other purposes.

CTG 300 Pyralin Heat Res. 1 Gal.

HEMPALIN DECK PAINT 5324 is a quick-drying styrenated alkyd paint. Hardwearing and resistant to sunlight and salt water, and to oil splash, but not to aromatic hydrocarbons, such as certain types of petrol (gasoline).

Recommended use as a general purpose finishing coat on steel decks, steel and concrete floors, stairways, footbridges, indoors and outdoors, in mildly to moderately corrosive marine and industrial environment.

CTG 316	Hempel Deck Gray	5 Gal.
CTG 321	Hempel Green	5 Gal.
CTG 323	Hempel Deck Red	5 Gal.



WOOLSEY TOPSIDE FINISHES

Glasscote
Cawlux
Cawlux Yacht Whites
Duck Boat Drab Decoy Paint

WOOLSEY BOTTOM PAINTS

Neptune
Admiral's Copper Co-Polymer
Premium Performance
Super Vinelast Plus
Vinelast
Lumaguard
Tradewinds
Sea-Mate

In every boating environment, from the Tropics to the Arctic, whether you sail or motor, race or troll, trailer or not, trust your boat to Woolsey



VARNISH SPRAYS
CTG 386 High Gloss



**CRYSTAL CLEAR
ACRYLIC SPRAY**
CTG 626


UPSIDE DOWN SPRAY PAINT

CTG 342 Orange
CTG 343 Fluorescent Orange
CTG 367 White
MSC 1538 Caution Orange
MSC 1540 Alert Blue
MSC 1542 Safety Green



PAINT MARKING WANDS

MSC 1536 Long
MSC 1537 Short



STRIPER MACHINE
MSC 1574

STRIPE COLORS

CTG 511 Red/Orange
CTG 516 Orange
CTG 521 Red



CAR COLOR
CTG 999 All Colors

AUTOBODY UNDERCOATER
CTG 393

FLUORESCENT COLORS

CTG 628 Red/Orange
CTG 629 Yellow/Orange
CTG 632 Lemon Yellow

**HIGHWAY & FACTORY
FLOOR STRIPING**

CTG 526 White
CTG 531 Yellow

OPEN GEAR LUBRICANT
LUB 689

STENCIL INK SPRAYS
MSC 1534 Black
MSC 1535 White


**AMERICAN PUBLIC
WORKS ASSOCIATION COLORS**

CTG 601 Yellow
CTG 606 Caution Blue
CTG 611 Alert Orange
CTG 616 Safety Red
CTG 621 Safety Green



INTERIOR/EXTERIOR FINISH COLORS

CTG 346 Daisy Yellow
 OSHA Safety Yellow
 CTG 361 Scarlet
 OSHA Safety Red
 CTG 366 Popsicle Orange
 Safety Orange
 CTG 351 Plum
 Safety Purple
 CTG 356 Clove Green
 Safety Green
 CTG 406 Bright Silver
 Fed Std 17178
 CTG 341 Glossy White
 Fed Std 17875
 CTG 431 Antique White
 Fed Std 17778



CTG 336 Glossy Black
 Fed Std 17038
 CTG 396 Ultra-Flat Black
 Fed Std 37038
 CTG 401 Cherry Red
 Fed Std 11136
 CTG 337 Bright Silver
 CTG 338 Light Peach
 CTG 339 Mauve
 CTG 340 Coral
 CTG 421 True Blue
 CTG 426 Dove Gray
 CTG 436 Bright Yellow
 CTG 441 Hunter Green
 CTG 452 Hot Pink
 CTG 456 Bright Gold
 CTG 451 Regal Blue

CALL US FOR INFORMATION ABOUT OTHER COLORS



PRIMER - 1 GAL.
 CTG 634 Red
 CTG 635 Gray

Zinc Rich Primer
 CTG 466 Cold Galvanizing Spray

TEN 4
 LUB 687 Industrial Strength Spray

RUST MAGIC COLORS

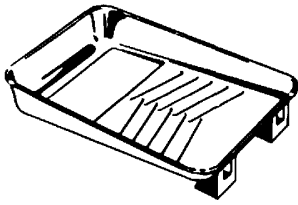
CTG 506 Arctic White Flat
 Other Colors In Stock



**RUST MAGIC Metal
 Primer**
 CTG 381

**ALL PURPOSE
 PRIMER**
 CTG 371 White
 CTG 376 Gray

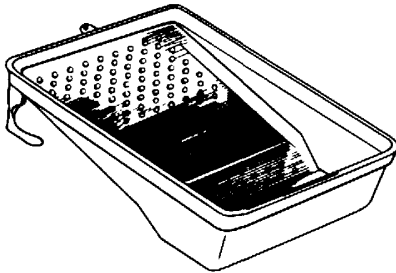
WOOSTER[®]



PNT 382

FOR 7" & 9" ROLLERS

FEATURES: Rust-resistant bright steel, ladder-lock legs, ribbed bottom




PNT 484

HEFTY DEEP-WELL TRAY

FEATURES: Extra heavy-gauge bright steel, ladder-lock legs, ribbed bottom—1/2-gallon capacity




PNT 381
Painter Magic Roller Kit



PNT 396 5Gal.

**5-GALLON BUCKET SPREADER SCREEN
2-GALLON BUCKET SPREADER SCREEN**

MATERIAL: Expanded wire, reinforced edges



Painters Pole

PNT 299 4' wood

FIBERGLASS

Antishock fiberglass helps prevent shock from electrical contact if pole is free of all coatings. Cast-aluminum tip remains strong under pressure. *Durable, strong, and less expensive than aluminum poles. Ideal for easy, fast, production painting.*

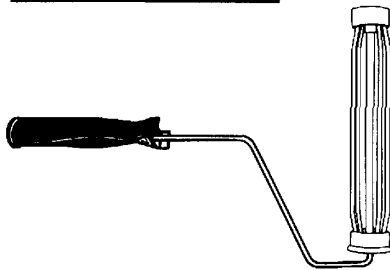
PNT 302 4'-8'

PNT 307 6'-12'

PNT 312 8'-16'

Plastic Paint Pail

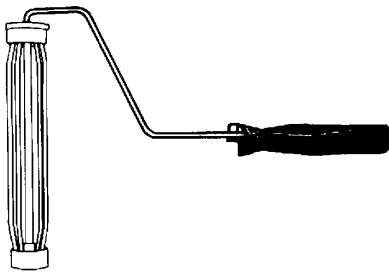
PNT 384 6 Qt.

WOOSTER™**MAGIKAGE® Our Best**

DESIGN: Five-wire cage
 ENDCAPS: Plastic
 SHANK: 1/4" Plated
 HANDLE: Woodgrain plastic, threaded

PNT 277 7"

PNT 276 9"

**CAGE FRAME Good Quality**

DESIGN: Five-wire cage
 ENDCAPS: Plastic
 SHANK: 1/4" Bright steel
 HANDLE: Plastic, threaded

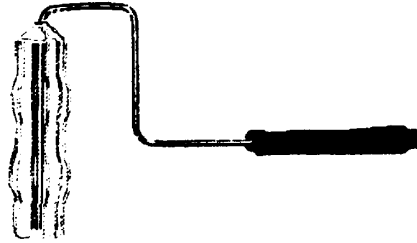
PNT 273 4"

PNT 278 9"

PNT 282

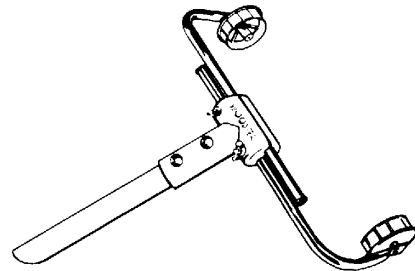
SYNTHETIC MITT—WITH THUMB

FABRIC: Synthetic
 USE: Multipurpose for painting pipes, fences,
 etc.; washing, waxing, and polishing car;
 cleaning, dusting, and polishing around the
 home.

**BIG TED™**


DESIGN: Heavy-duty, crimped cage
 DIAMETER: 2-1/4"
 ENDCAPS: Nylon
 SHANK: 5/16" Plated
 HANDLE: Plastic pro grip, threaded

PNT 272 9"

**ADJUSTABLE WIDE BOY™**

DESIGN: Adjust from 12" through 18"
 DIAMETER: 1-1/2" & 2-1/4"
 ENDCAPS: Plastic, two sets included
 FRAME: Heavy-gauge plated steel
 HANDLE: 48" Hardwood handle included

PNT 279 12"-18"





DOO-Z™
Woven fabric blend prevents shedding for mirror-smooth finishes. Phenolic core and beveled ends. For enamels, gloss/semigloss paints, varnish, and stain.

PNT 357 9"



SUPER/FAB®
A real sales-maker and performance-leader. A three-fiber blended formulation of denier and density to provide full paint capacity and release with minimum matting and splattering. Super-strength, phenolic core eliminates rough end seals. Beveled ends prevent fat edges and provide for clean cutting-in. Full production performance in heavy-bodied paints and all latex and oil flat paints. Wide selection of pile heights for every surface.

Smooth/Semi-Rough

PNT 403 7"
PNT 397 9"

Semi-Rough

PNT 361 9"
PNT 373 14-1/2"

Semi-Rough/Rough

PNT 390 9"

VERY ROUGH
PNT 265 - 9"



SUPER DOO-Z™
A woven, synthetic-fabric blend that interlocks the fibers to prevent shedding, reduce paint splattering and matting, and provide maximum paint capacity for less dipping. The complete cover for latex and oil-based paints and enamels—phenolic core and beveled ends.


PNT 334 4"
PNT 404 18"



MOHAIR TYPE
Wool, mohair, and rayon are blended into a woven fabric that locks each fiber for near lint-free performance. Capacity, resiliency, and smooth results are the trademarks of its perfection—phenolic core and beveled ends.

PNT 277 7"
PNT 276 9"


3" Trim Roller
2/Pk
PNT 389



WIDE BOY™
FEATURES: Seamless, one-piece polyester, aluminum legs, splash hood, corner spout, lightweight—5-gallon capacity
PNT 383 5 Gal

WOOSTER®

PREMIUM QUALITY Exploded-Tip ALL PAINTS



FOLLY™ Varnish
 BRISTLE: Black China
 TRIM: Square
 HANDLE: 2-Color wood
 FERRULE: Gold

PNT 163 1"
 PNT 169 3"



Q3118 Golden Glo

GOLDEN GLO® Varnish/Wall
 FILAMENT: Gold Nylon/Sable Polyester
 TRIM: Chisel
 HANDLE: Brown solid plastic
 FERRULE: Nickel tin

PNT 112 3"

MASONRY FIBER BRUSHES

PNT 247 6-1/2 5 ROWS



BENT RADIATOR
 BRISTLE: Black China
 TRIM: Square
 HANDLE: Unfinished wood—12-7/8"
 FERRULE: Bright tin

BRM 043 2"



FOAM PAINT BRUSH

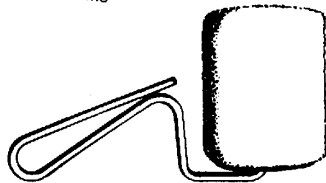
PNT 027 3 Pack



J3110 Econoline



ECONOLINE™ Varnish/Wall
 FILAMENT: Black Polyester
 TRIM: Chisel
 HANDLE: Red solid plastic
 FERRULE: Bright tin

PNT 092 1"
 PNT 093 1-1/2"
 PNT 103 2"
 PNT 077 3"
 PNT 069 4"



MAGIKORNER™ TRIMMER
 COVER: Synthetic blend
 FRAME: Wire, metal endcaps
 USE: All paints—smooth surfaces

PNT 329 3"



TRIM ROLLER COVERS - 2 PACK

PNT 260

SUPER DOO-Z™ TRIM ROLLER

COVER: Synthetic
 FRAME: Jet with threaded handle
 USE: All paints—smooth to semi-rough surfaces
 PACKAGE: Carded

PNT 328 3"

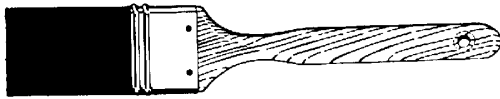


DELUXE QUALITY China Bristle OIL PAINTS

FONG™ Varnish
 BRISTLE: Black China
 TRIM: Square
 HANDLE: Black solid plastic
 FERRULE: Nickel tin

PNT 009 1"
 PNT 017 2"
 PNT 019 3"

BLACK CHINA BRISTLE



CUTTER™ Flat Sash Z1202

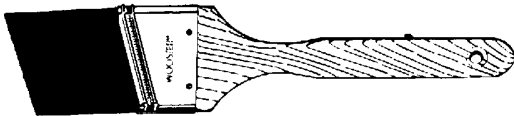
CUTTER™ Flat Sash
 BRISTLE: Black China
 TRIM: Chisel
 HANDLE: Satin wood
 FERRULE: Nickel tin

PNT 003 1"
 PNT 159 1-1/2"
 PNT 152 2"
 PNT 167 2-1/2"



DERBY™ Varnish
 BRISTLE: Grey China
 TRIM: Square
 HANDLE: Assorted colors, plastic
 FERRULE: Bright tin

PNT 006 1/2"
 PNT 008 1"
 PNT 013 2"
 PNT 015 3"



LINDBECK DOUBLE Angle Sash Z1212

LINDBECK DOUBLE Angle Sash
 BRISTLE: Black China
 TRIM: Chisel
 HANDLE: Satin wood
 FERRULE: Nickel tin


PNT 157 1-1/2"
 PNT 394 2"
 PNT 395 2-1/2"

GOLDEN LINDBECK® DOUBLE Angle Sash
 FILAMENT: Gold Nylon
 TRIM: Chisel
 HANDLE: Woodtone foam
 FERRULE: Gold

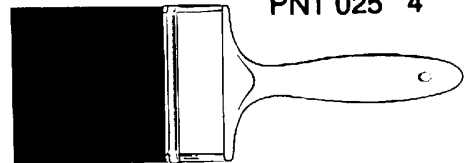
PNT 391 - 3"
 PNT 392 - 1 1/2"
 PNT 393 - 2"

ONJWON™ Wall
 BRISTLE: Black China
 TRIM: Square
 HANDLE: White plastic
 FERRULE: Nickel tin

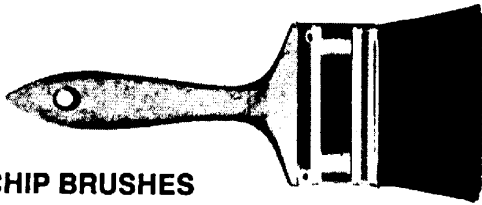
PNT 018 3"
 PNT 025 4"



LINDBECK Angle Sash



ADVANCE' BRUSHES, INC.



CHIP BRUSHES

P/N Width Thickness
 BRM 092 1/2 1/4
 BRM 091 2 5/16
 BRM 095 4 11/16
 100% PURE BLACK HOG




PAINTERS' DUSTER

BRM 228 Round block,
 2-1/2" diameter,
 mixed hair and fibre.



SASH TOOLS

100% PURE HOG BRISTLE
 chiseled, nicked ferrule, epoxy set.
 Oval Sash
 PNT 246 2"
 PNT 143 6"
 Round Sash
 PNT 145 6"



HALF-GALLON TRAY

PNT 482 Heavy gauge bright steel,
 ladder-lock legs to hold it in place and a
 ribbed bottom for even paint pick-up.



STENCIL BRUSH

BRM 161
 #6 size, 1-1/8 Dia.
 BRM 166
 #8 size, 1-1/4 Dia.

MARKING BRUSH

BRM 150
 #1 size, 3/32 Dia.

PAINT BRUSHES

PNT 016 nylon 2"
 PNT 020 bristle 3"
 PNT 023 horsehair 3"



ACID BRUSH

Horsehair fill
 BRM 005 #2, 3/8" width



PARTS CLEANING BRUSH


BRM 002 15/16 Dia.

ADVANCE BRUSHES, INC.

BRM 061
BRM 066



BRM 056
BRM 051




UTILITY SCRUBS

BRM 061 Bassine
BRM 066 Tampico
BRM 056 Bassine
BRM 051 Tampico
Flared heads
One-piece solid block
long or short handle

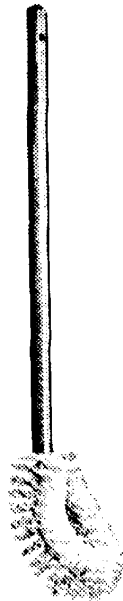
BRM 081

SANITARY BRUSHES

BRM 081
Twisted-in-wire
construction
Tampico fill
BRM 071
Wire tightly wound in handle grooves
Tampico fill



BRM 071




SCRUB BRUSHES

BRM 131 Tampico Fiber
8x2-1/2" Block size
BRM 136 Tampico Fiber
6-1/2x2-1/2" Block-size


DECK SCRUB BRUSH

BRM 227 10"

BRM 131
BRM 136



ADVANCE[®] BRUSHES, INC.

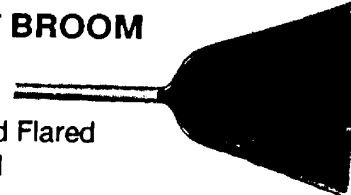


UPRIGHT CORN WAREHOUSE BROOM

BRM 072 Trim 17" Flare 14"
BRM 073 Trim 14" Flare 10"

UPRIGHT BROOM

BRM 077
Bass Fiber
Trimmed and Flared
Wire Banded
Metal Cap



SAMSEL P/N	LENGTH BLOCK	TRIM LENGTH
------------	--------------	-------------

SELECTED TAMPICO

BRM 031	16"	2 7/8
BRM 026	18"	2 7/8

THREE WALL FILL

BRM 035	18"	3 1/4
BRM 036	24"	3 1/4

HAIR AND NYLON CASING

BRM 017	24"	2 7/8
---------	-----	-------

STIFF HAIR AND NYLON BLEND

BRM 011	18"	2 7/8
---------	-----	-------

WIRE CENTER AND TAMPICO BODY

BRM 041	18"	3
---------	-----	---

SYNTHETIC FIBER

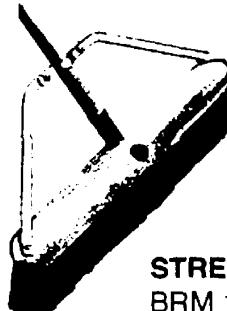
BRM 016	18"	2 7/8
BRM 021	24"	2 7/8

HEAVY DUTY GARAGE PALMYRA

BRM 114	16"	4
BRM 116	18"	4
BRM 106	24"	4

FLAT WIRE

BRM 170	12"	5
---------	-----	---



SUPER CHIEF

BRM 010
Wide angle brace with wing nuts


STREET BROOM

BRM 101 16" BLOCK 6 1/4" TRIM
BRM 102 16" BLOCK 7 1/4" TRIM



TAPERED WOODEN HANDLE

HDL 001 54" Length



WOODEN HANDLE

CAST METAL TIP

HDL 007 60" Length





WOODEN HANDLE

HDL 006 60" Length

ADVANCE BRUSHES, INC.


STRAIGHT BACK

BRM 171 Clean large surfaces, removes scaly and blistered paint. 6 Rows and 1-5/8" Trim Length.




BENCH DUSTER

BRM 141 For light brushing of a general nature.



BENCH DUSTER

BRM 142 Tampico Fibre
Tampico, Hair and Synthetic Mixture.



TUBE BRUSHES

BRM 203 1/2" Dia.
BRM 209 3/4" Dia.
BRM 210 1" Dia.
BRM 213 2" Dia.



FLUE CLEANING BRUSH

BRM 028 2" Flue size




WINDOW BRUSH

Oblong
BRM 146 Tampico 8x2-1/2" Block
Round
BRM 151 Hair and Nylon 4-1/2" Block

ADVANCE[®] BRUSHES, INC.

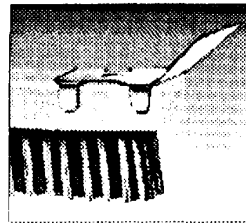
BENT HANDLE SCRATCH

Samsel P/N	Rows Wide	Trim Length	Width Block In.
BRM 176	3	1-3/16	1
BRM 181	4	1-3/16	1-1/8



STAINLESS STEEL

Samsel P/N	Rows Wide	Trim Length	Width Block In.
BRM 211	3	1-3/16	1
BRM 183	4	1-3/16	1-1/8
BRM 177	3	1/2	7/16




BENT HANDLE SCRATCH

Samsel P/N	Rows Wide	Trim Length	Width Block In.
BRM 197	3	1-3/16	1

SHOE HANDLE SCRATCH

Samsel P/N	Rows Wide	Trim Length	Width Block In.
BRM 191	4	1-3/16	1-1/8




SHOE HANDLE SCRAPER


Samsel P/N	Rows Wide	Trim Length	Width Block In.
BRM 195	4	1-3/16	1-1/8

EXTRA HEAVY DUTY SCRAPER


Samsel P/N	Rows Wide	Trim Length	Width Block In.
BRM 186	4	1-5/8	1-1/2




ADVANCE BRUSHES, INC.



WHL 065




WHL 068



WHL 066



WHL 111




WHL 110


Samsel P/N	Dia. In.	Size Wire	Trim Length	Approx. Face	Popular Arbor Hole
------------	-------------	--------------	----------------	-----------------	-----------------------

Narrow Face - Full Cable Twist					
WHL 068	6	.023	1-1/4	1/2	1/2, 5/8
WHL 065	4	.020	13/16	3/8	5/8-11
WHL 066	3	.012	3/4	7/16	1/2-13 M10X1.25 M10X1.5 M14X2.0
Adapter Wire Wheels					
WHL 111	4-1/4	.014	1	9/16	-
"T-C" Wheels					
	2	.0118	1/2	1/4	-
ECAP "T-C" Wheels					
WHL 110	3	.006	1/2	1/4	-


ADVANCE[®] BRUSHES, INC.



WHL 118



WHL 119



WHL 067

Samsel P/N	Dia. Face in.	Size Wire	Trim Length	Std. Pkg.
Single Row Knot Cup Brushes For Mini-Grinders				
WHL 118	2-3/4	.020SS	3/4	1
Mini-Grinder Crimped Wire Cup Brushes				
WHL 119	2-3/4	.0118	7/8	1
Circular Type End Brushes				
	3	.020	1/4	12
SAMSON Utility Wire Wheels				
WHL 067	6	.006	1-3/8	12



WHL 080

ARBOR



ETL 192
1/4" Capacity Chuck
1/4" Shank

DO NOT USE WITH GRINDING WHEELS.

Samsel P/N	Dia. Face in.	Size Wire	Trim Length	No. of Knots	Dia Shank
Heavy Duty Knot Construction					
WHL 080	1-1/8	.023	1	12	1/4